

the words top/bottom on the rooms pages.

Room Allocation

You can fill this form out on your computer by downloading from www.candlebarkfarm.com.au/room-allocation.pdf

In accordance with the Legal Requirement on page 5, please provide a list of names and addresses of campers and the dates when the campers were here.

If your own privacy policy does not allow giving out addresses, this form is a convenient way to provide names only, provided full names are given and should Health Officials require the addresses the group agrees to make them available.

Group:

Leader:

Contact Address:

Arrive:

Depart:

Instructions: Enter names into box.
 t = top bunks
 b = bottom bunks.

Under 9's must be on a bottom bunk see pg 4 Candlebark Farm Booklet.

Only fit and healthy people 9 or older should be allocated a top bunk.

Considering the general need for separate rooms for boys, girls, male and female teachers, our suggested room usage is :

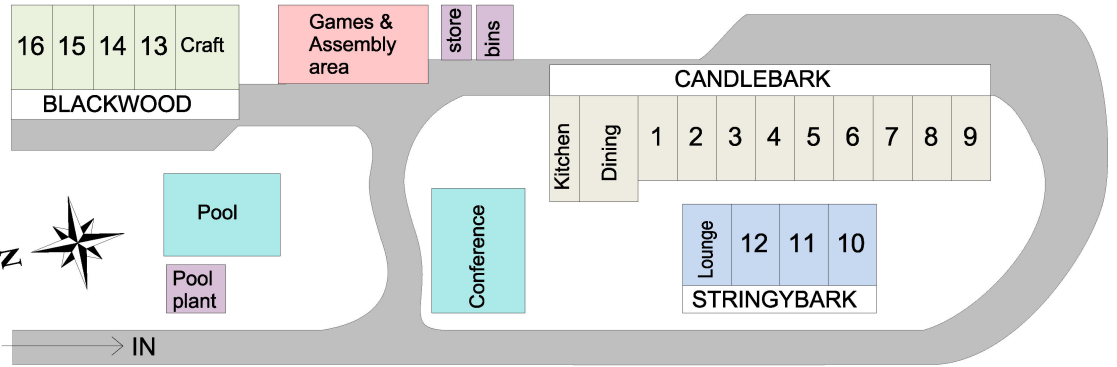
- Up to 40, use rooms 1-9
- Up to 50 use Rooms 1-12
- Over 50, Rooms 1-16.

With group sizes over 80, (depending on girl/boy numbers) it may be necessary to have an extra person in a room.

Take an unused mattress from a bed in a staff room eg:

t Diana Francis to room 5
 b Mrs Lucas

Total allocated




Candlebark 54 bed	1	t	t	t
		b	b	b
	2	t	t	t
		b	b	b
	3	t	t	t
		b	b	b
	4	t	t	t
		b	b	b
	5	t	t	t
		b	b	b
	6	t	t	t
		b	b	b
	7	t	t	t
		b	b	b
	8	t	t	t
		b	b	b
	9	t	t	t
		b	b	b


Stringybark 24 bed	10	t	t	t
		b	b	b
	11	t	t	t
		b	b	b
	12	t	t	t
		b	b	b
Teachers Lounge (2 single beds, en-suite and air-conditioned)				

Blackwood 32 bed	13	t	t	t
		b	b	b
	14	t	t	t
		b	b	b
	15	t	t	t
		b	b	b
	16	t	t	t
		b	b	b

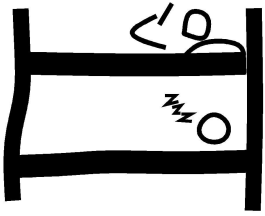
Candlebark Room 01

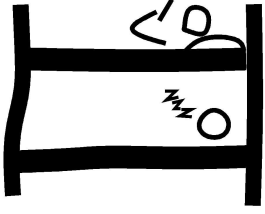


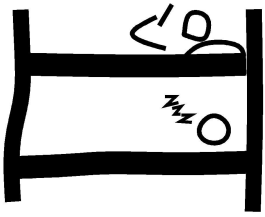
Candlebark Room 02



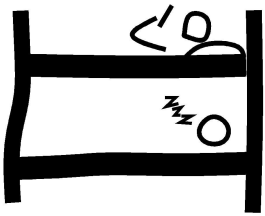
Candlebark Room 03

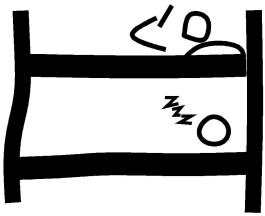


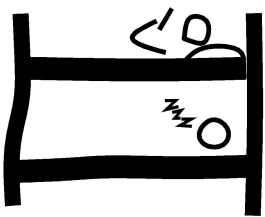





Candlebark Room 04








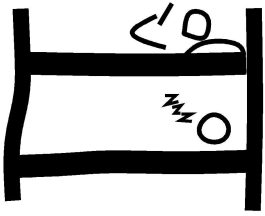
Candlebark Room 05

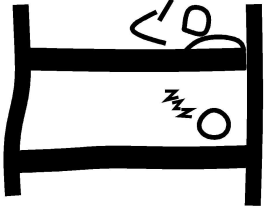


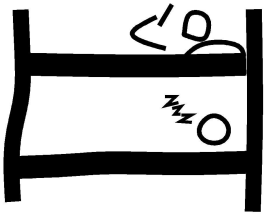
Candlebark Room 06



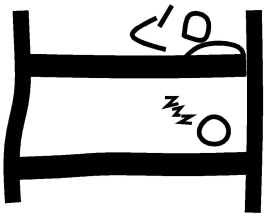
Candlebark Room 07

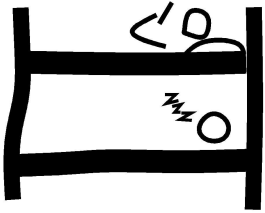


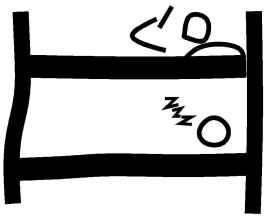




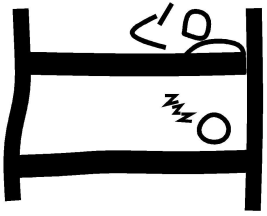
Candlebark Room 08

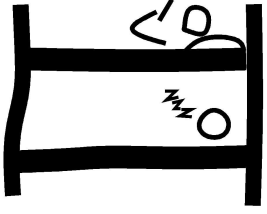


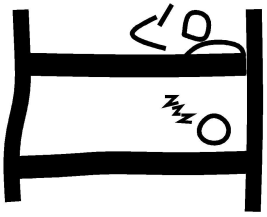




Candlebark Room 09

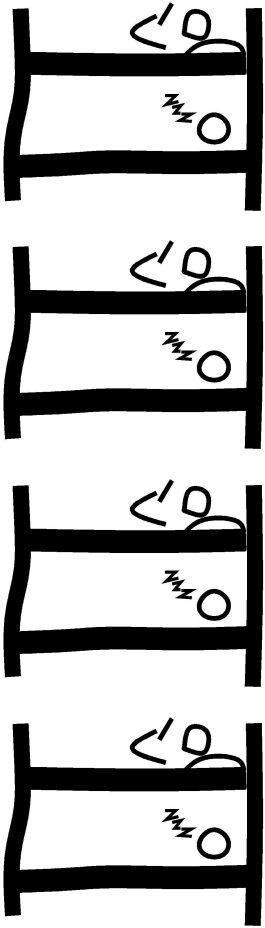






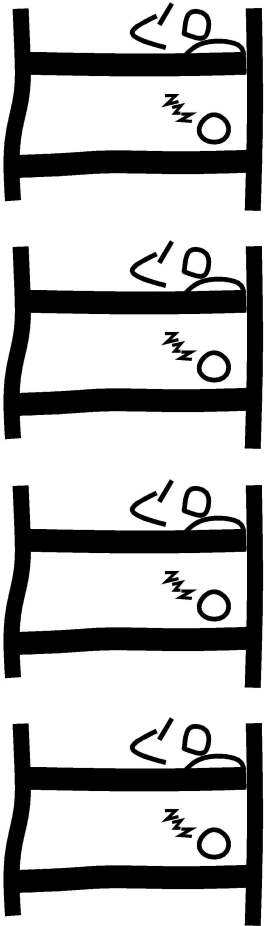


Stringybark Room 10



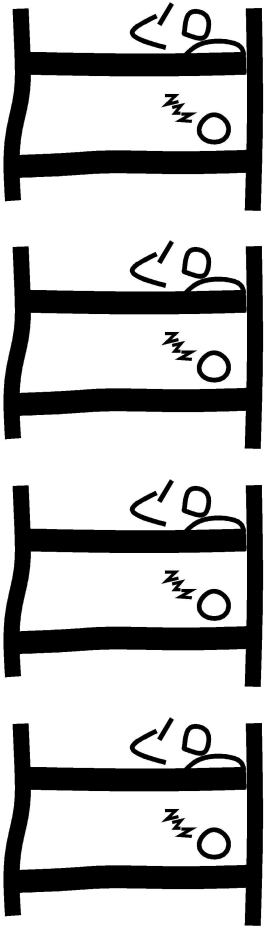
Four sets of horizontal lines for writing, corresponding to the four chairs. Each set consists of two parallel lines, creating a space for text.

Stringybark Room 11




Four sets of horizontal lines for writing, corresponding to the four chairs. Each set consists of two parallel lines, creating a space for text.

Stringybark Room 12



Four sets of horizontal lines, each corresponding to one of the chairs, providing space for notes or observations.

Stringybark Teachers Lounge

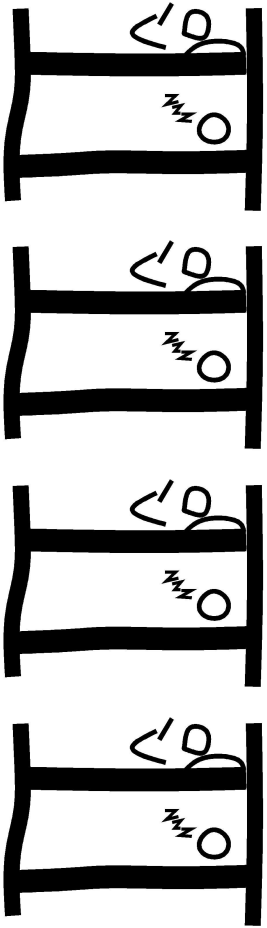


One horizontal line for notes.



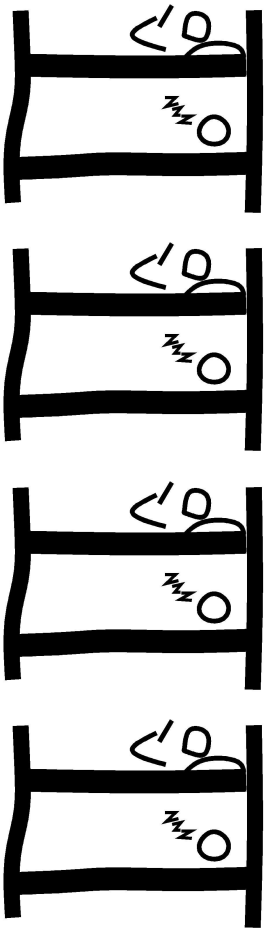
One horizontal line for notes.

Blackwood Room 13



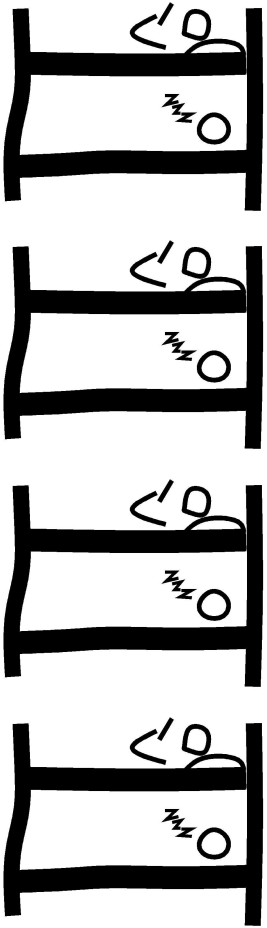
Four sets of horizontal lines, each set corresponding to one of the chairs, providing space for writing or notes.

Blackwood Room 14



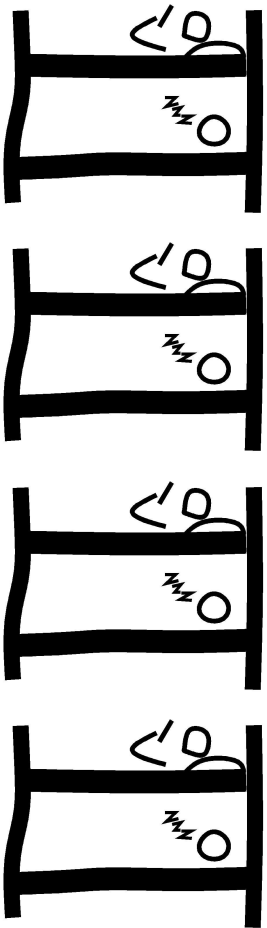
Four sets of horizontal lines, each set corresponding to one of the chairs, providing space for writing or notes.

Blackwood Room 15



Four sets of horizontal lines for writing, corresponding to the four chairs on the left.

Blackwood Room 16



Four sets of horizontal lines for writing, corresponding to the four chairs on the left.